

BICYCLE SEAT OPTIMIZATION USING INNOVATIVE DESIGN GENERATIVE APPROACHESSelva Kumar Chellamuthu¹, Balakrishna.V², Mohintar.S², Muralikrishnaa K.S.², Vadivel.S²¹Assistant Professor, Department of Mechanical Engineering, Dr N G P Institute of Technology, Coimbatore 641048²UG Student, Department of Mechanical Engineering, Dr N G P Institute of Technology, Coimbatore 641048Email id: cskmech141@gmail.com, Orcid id: <https://orcid.org/0000-0003-1455-9502>**Abstract**

In recent years, there has been a growing emphasis on leveraging innovative design generative approaches to optimize cycle seat design, with the aim of enhancing comfort, reducing pressure points, and improving overall rider satisfaction. This abstract explores the latest advancements in design generative approaches for cycle seat optimization, including computational modeling, additive manufacturing, biomimicry, and user-centered design methodologies.

Finite element analysis (FEA) and computational fluid dynamics (CFD) simulations allow designers to predict how different saddle designs will perform under various riding conditions and rider anatomies. By iteratively refining saddle geometry based on computational modeling results, designers can create custom-tailored saddle designs that maximize comfort and support for individual riders. By utilizing additive manufacturing techniques, designers can prototype and produce cycle seats with optimized shapes, materials, and structures tailored to the specific needs and preferences of riders. Additive manufacturing also allows for rapid iteration and customization, empowering cyclists to design and create their own personalized cycle seats.

By studying the biomechanics of animal and human anatomy, designers can identify principles and strategies for optimizing cycle seat design. For example, biomimetic saddle designs may mimic the shape and structure of natural padding and support systems found in organisms such as birds, mammals, and insects. By emulating nature's design solutions, designers can create cycle seats that provide optimal comfort, support, and performance for riders. By engaging cyclists in co-design activities, usability testing, and iterative prototyping, designers can gain valuable insights into rider preferences, comfort requirements, and pain points associated with existing cycle seat designs.

User-centered design methodologies emphasize empathy, collaboration, and iteration, resulting in cycle seat designs that are intuitive, ergonomic, and tailored to the unique needs of individual riders. By leveraging computational modeling, additive manufacturing, biomimicry, and user-centered design methodologies, designers can create cycle seats that are customized, ergonomic, and optimized for individual riders. The integration of these approaches holds great promise for the future of cycle seat design, paving the way for a new generation of saddles that elevate the cycling experience for riders of all levels and abilities.

Keywords: Comfort, Ergonomics, Pressure relief, Stability, Performance, Durability**I. BICYCLES - A COMPREHENSIVE EXPLORATION**

Bicycles, often hailed as one of the most ingenious inventions in human history, have significantly impacted society, culture, and the way we perceive transportation. From their humble beginnings as wooden contraptions to the sleek, high-tech machines of today, bicycles have undergone a remarkable evolution, becoming a ubiquitous mode of transportation, a symbol of freedom and adventure, and a catalyst for social change. In this comprehensive exploration, we delve into the history, design, mechanics, cultural significance, and future of bicycles.

i) History of Bicycles:

The history of bicycles dates back to the early 19th century when the first primitive versions, known as "velocipedes" or "boneshakers," emerged in Europe. These early bicycles featured wooden frames, iron tires, and a rudimentary steering mechanism, making them uncomfortable and challenging to ride. However, they laid the groundwork for further innovation and refinement in bicycle design. The 1860s witnessed significant advancements in bicycle technology with the introduction of the "penny-farthing" or "high-wheeler" bicycle. Characterized by its large front wheel and smaller rear wheel, the penny-farthing was faster and more efficient than its predecessors but also more dangerous due to its high center of gravity.



Figure 1 Bicycle

ii) Anatomy and Mechanics of Bicycles:

Modern bicycles consist of several key components that work together to facilitate propulsion, steering, and braking. These components include Frames, Wheels and tyres, Drive trains, Brakes, Handlebars and controls saddle.

The frame serves as the structural backbone of the bicycle, providing support and stability for other components. Frames are typically made of steel, aluminium, carbon fiber, or titanium, with each material offering unique characteristics in terms of strength, weight, and flexibility. Bicycles have two wheels equipped with pneumatic tires, which provide traction, shock absorption, and a smooth ride. Wheel sizes and tire widths vary depending on the type of bicycle and intended use, with options ranging from narrow, high-pressure tires for road bikes to wide, knobby tires for mountain bikes.

The drivetrain encompasses the chain, crankset, cassette or freewheel, derailleurs, and shifters, which together transmit power from the rider's pedaling to the rear wheel. Modern bicycles typically feature multiple gears, allowing riders to adjust their pedaling resistance to match varying terrain and riding conditions. Brakes: Brakes are essential for slowing down and stopping the bicycle safely. Common types of brakes include rim brakes, disc brakes, and coaster brakes, each offering different levels of stopping power and modulation. Handlebars and Controls: Handlebars provide steering control, while brake levers, shifters, and other controls allow the rider to manipulate the brakes, gears, and other functions of the bicycle. The saddle, also known as the bike seat, provides a comfortable platform for the rider to sit on during cycling. Saddles come in various shapes, sizes, and materials to accommodate different riding styles and preferences.



Figure 2 Anatomy of Bicycle

iii) Cultural Significance of Bicycles:

Bicycles hold a special place in the cultural landscape, symbolizing freedom, independence, and exploration. Throughout history, bicycles have been associated with various cultural movements, social causes, and leisure activities, includes Transportation Revolution, Women's Liberation, Recreation and Sport, and Environmental Awareness.

Bicycles played a pivotal role in the transportation revolution of the late 19th and early 20th centuries, offering an affordable, accessible alternative to horse-drawn carriages and walking. The advent of bicycles revolutionized urban mobility, allowing people to travel greater distances in less time and at lower cost. Bicycles played a significant role in the women's liberation movement, providing women with newfound independence, mobility,

and freedom of movement. Bicycles allowed women to explore new opportunities, participate in social activities, and challenge traditional gender roles, paving the way for greater gender equality.

Bicycles have long been associated with recreational activities and sports, including cycling races, tours, and endurance events. From the Tour de France to mountain biking competitions, cycling has captured the imagination of millions of enthusiasts worldwide, inspiring camaraderie, competition, and a sense of achievement. In an era of increasing environmental awareness and concern about climate change, bicycles have emerged as a symbol of sustainable transportation and eco-friendly living. Cycling promotes energy conservation, reduces greenhouse gas emissions, and minimizes air and noise pollution, making it a preferred mode of transportation for environmentally conscious individuals and communities.

iv) **Future of Bicycles**

Looking ahead, bicycles are poised to play an even more significant role in shaping the future of transportation, urban planning, and sustainable development. As cities grapple with issues such as traffic congestion, air pollution, and climate change, bicycles offer a viable solution for creating more livable, resilient, and equitable communities. Some key trends and developments shaping the future of bicycles includes E-Bikes and Micro-Mobility, Cycling Infrastructure, Active Transportation Policies, and Technological Innovations

The rise of electric bicycles (e-bikes) and micro-mobility solutions such as bike-sharing and scooter-sharing programs is transforming urban transportation, providing convenient, eco-friendly alternatives to traditional car-centric lifestyles. E-bikes offer the benefits of cycling with the added assistance of electric motors, making them accessible to a broader range of people and expanding the reach of cycling as a mode of transportation. Investments in cycling infrastructure, including bike lanes, protected bike paths, and bike-friendly streets, are critical for promoting cycling as a safe, convenient mode of transportation. Cities around the world are recognizing the importance of dedicated cycling infrastructure in improving road safety, reducing traffic congestion, and enhancing the quality of life for residents.

Governments and urban planners are increasingly adopting active transportation policies and initiatives to promote cycling and walking as viable alternatives to car travel. From bike-friendly zoning regulations to incentives for cycling commuters, active transportation policies are integral to creating more sustainable, healthy, and inclusive communities. Advances in bicycle technology, including lightweight materials, aerodynamic designs, and smart bike accessories, are enhancing the performance, comfort, and safety of bicycles. From GPS navigation systems to integrated lighting and communication devices, technological innovations are making cycling more convenient, enjoyable, and accessible than ever before.

II. **THE PURPOSE OF USING BICYCLES**

Bicycles have been a ubiquitous mode of transportation for over a century, offering a multitude of benefits to individuals, communities, and the environment. From providing an efficient means of travel to promoting health and well-being, bicycles serve a variety of purposes that contribute to a sustainable and vibrant society. In this comprehensive exploration, we delve into the multifaceted purposes of using bicycles, examining their role in transportation, recreation, health, environmental sustainability, economic development, and social equity.

i) **Transportation:**

Bicycles offer a highly efficient mode of transportation for short to moderate distances, particularly in urban areas with congested traffic. Their compact size allows riders to navigate through traffic congestion and access areas where larger vehicles may be impractical. Cycling is significantly more affordable than owning and operating a motor vehicle. With minimal maintenance costs and no fuel expenses, bicycles provide a cost-effective transportation option for individuals and families, especially in economically disadvantaged communities.

Bicycles provide accessible transportation options for people of all ages and abilities, including those who may not have access to cars or public transit. They offer a convenient means of travel for short trips to work, school, errands, and recreational activities. As a zero-emission mode of transportation, bicycles contribute to reducing greenhouse gas emissions and mitigating air pollution, making them a sustainable choice for urban mobility. By promoting cycling infrastructure and encouraging active transportation policies, cities can create more liveable and environmentally friendly communities.

ii) **Recreation and Fitness**

Cycling promotes physical activity and fitness, offering a low-impact cardiovascular workout that strengthens muscles, improves cardiovascular health, and enhances overall well-being. Regular cycling can help reduce the risk of chronic diseases such as obesity, diabetes, and heart disease. Bicycles provide opportunities for outdoor recreation and exploration, allowing riders to discover new trails, parks, and scenic routes in their local communities and beyond. Cycling fosters a sense of adventure, freedom, and connection with nature, making it an enjoyable and fulfilling leisure activity for individuals and families.

Cycling brings people together, fostering social connections and community engagement through group rides, cycling clubs, and events. It provides a platform for shared experiences, camaraderie, and friendship, promoting a sense of belonging and inclusivity among diverse groups of cyclists.

iii) **Health and Well-Being**

Cycling has been shown to have positive effects on mental health, reducing stress, anxiety, and depression while boosting mood and cognitive function. The rhythmic motion of pedaling and the sense of accomplishment from reaching fitness goals can have profound psychological benefits for cyclists. Incorporating cycling into daily routines promotes an active lifestyle and encourages individuals to engage in regular physical activity. Cycling to work or school provides a convenient way to integrate exercise into daily commutes, improving overall fitness and productivity. Studies have shown that regular cycling is associated with increased life expectancy and reduced mortality rates. By promoting cardiovascular health, muscle strength, and flexibility, cycling can help individuals live longer, healthier lives.

iv) **Environmental Sustainability**

Carbon Footprint Reduction: Bicycles produce zero greenhouse gas emissions and have a minimal environmental footprint compared to motor vehicles. By replacing car trips with cycling, individuals can significantly reduce their carbon emissions and contribute to mitigating climate change. Bicycles require fewer resources to manufacture, operate, and maintain than motor vehicles, making them a more sustainable transportation option. With minimal infrastructure requirements and no reliance on fossil fuels, bicycles help conserve energy and natural resources. By reducing reliance on motor vehicles, bicycles help preserve natural habitats, reduce air and water pollution, and protect biodiversity. Cycling promotes sustainable land use practices, encourages conservation efforts, and fosters a closer connection with the natural environment.

v) **Economic Development**

Cycling contributes to local economies by supporting small businesses, bike shops, and tourism-related industries. By promoting cycling infrastructure and events, cities can attract visitors, stimulate economic growth, and revitalize urban neighbourhoods. The promotion of cycling and active transportation can lead to significant healthcare savings by reducing healthcare costs associated with sedentary lifestyles and chronic diseases. Investing in cycling infrastructure and programs can yield long-term economic benefits for communities and healthcare systems.

Bicycles provide an affordable and accessible transportation option for low-income individuals and marginalized communities who may face barriers to car ownership or public transit access. By promoting cycling infrastructure and equity-focused policies, cities can improve transportation equity and social inclusion.

III. **THE BICYCLE SADDLE: A COMPREHENSIVE GUIDE**

The bicycle saddle, also known as the bike seat, is a crucial component of any bicycle, providing support and comfort for the rider during their cycling journey. While often overlooked compared to other parts of the bicycle, such as the frame or wheels, the saddle plays a significant role in ensuring a comfortable and enjoyable riding experience. In this comprehensive guide, we will explore the anatomy, types, materials, fitting considerations, and maintenance tips for bicycle saddles.



Figure 3 Bicycle saddle**i) Anatomy of a Bicycle Saddle**

Before delving into the specifics, let's familiarize ourselves with the various parts that make up a bicycle saddle are shell, Padding, Cover, Rails, and Cutout/Relief Channel.

The shell is the rigid base of the saddle, providing its shape and structural integrity. It is typically made of materials such as plastic, carbon fiber, or nylon composite. The padding is the cushioning material placed on top of the saddle shell to provide comfort and support to the rider. Common padding materials include foam, gel, and elastomers. The cover is the outermost layer of the saddle, serving to protect the padding and shell from wear and tear. It is usually made of synthetic materials such as vinyl, leather, or synthetic leather. The rails are the two bars located underneath the saddle that connect it to the seat post. They come in various materials, including steel, titanium, and carbon fiber, and may affect the saddle's weight, flexibility, and durability. Some saddles feature a cutout or relief channel in the center to alleviate pressure on sensitive areas such as the perineum and improve blood flow to the genital region.

**Figure 4 Bicycle saddle anatomy****ii) Types of Bicycle Saddles**

Bicycle saddles come in a variety of shapes and designs to accommodate different riding styles, preferences, and anatomies. Here are some common types of bicycle saddles includes, Road Bike Saddles, Mountain Bike Saddles, Comfort/Recreational Saddles, Triathlon/Time Trial Saddles, Women's-Specific Saddles.

Road bike saddles are typically narrow and lightweight, designed for riders who adopt a forward-leaning position for speed and efficiency. They often feature minimal padding and a longer, narrower profile to reduce friction and chafing during long rides. Mountain bike saddles are wider and more padded than road bike saddles, providing greater comfort and support for off-road trails and rugged terrain. They may also feature reinforced edges and abrasion-resistant materials to withstand the rigors of mountain biking.

Comfort or recreational saddles are designed for casual riders and commuters who prioritize comfort over performance. They feature generous padding, a wider profile, and a more upright seating position to reduce pressure on the sit bones and alleviate discomfort during leisurely rides. Triathlon and time trial saddles are specialized designs optimized for aerodynamics and forward-leaning riding positions. They often feature elongated noses, minimal padding, and integrated mounting systems for accessories such as water bottle cages and storage bags. Women's-specific saddles are anatomically designed to accommodate the wider pelvic structure and sit bone spacing of female riders. They may feature shorter noses, wider rear sections, and pressure-relief cutouts to provide optimal comfort and support for women cyclists.

iii) Materials Used in Bicycle Saddles

Bicycle saddles are constructed from a variety of materials, each offering unique characteristics in terms of weight, comfort, durability, and cost. Here are some common materials used in bicycle saddles are Plastic, Foam, Gel, Leather, and Synthetic Materials.

Plastic saddles, often made of polypropylene or nylon, are lightweight, durable, and cost-effective. They provide a firm and supportive platform for the rider but may lack the cushioning and comfort of other materials. Foam padding is a popular choice for bicycle saddles due to its ability to conform to the rider's body shape and provide cushioning and shock absorption. Different densities and thicknesses of foam may be used to tailor the saddle's comfort and support levels. Gel padding is often added to bicycle saddles to enhance comfort and reduce pressure points. Gel inserts are typically placed strategically in areas where riders experience the most discomfort, such as the sit bones and perineum.

Leather saddles are prized for their natural feel, durability, and aesthetic appeal. They mold to the rider's body over time, providing a personalized fit and superior comfort. However, leather saddles require regular maintenance and may be susceptible to weather damage. Synthetic materials such as vinyl, synthetic leather, and polyester are commonly used for saddle covers due to their durability, weather resistance, and ease of cleaning. They offer a cost-effective alternative to leather and require minimal maintenance.

iv) Fitting Considerations for Bicycle Saddles:

Choosing the right saddle is essential for ensuring comfort, performance, and injury prevention. Here are some fitting considerations to keep in mind when selecting a bicycle saddle includes, Width, Shape, Cutout/Relief Channel, Padding, and Riding Position.

The width of the saddle should match the distance between your sit bones, also known as the ischial tuberosities. A saddle that is too narrow can cause discomfort and pressure on soft tissue, while a saddle that is too wide may chafe or rub against the inner thighs. Saddles come in various shapes, including flat, curved, and semi-curved profiles. The shape of the saddle should complement your riding position and anatomical characteristics. A saddle with a flat profile is suitable for riders with a more aggressive, forward-leaning position, while a curved saddle may provide better support for riders in a more upright position. Consider whether you would benefit from a saddle with a cutout or relief channel in the center to alleviate pressure on sensitive areas such as the perineum and improve blood flow to the genital region. Some riders find that a cutout or relief channel can significantly enhance comfort, especially during long rides.

The amount and density of padding in a saddle can impact its comfort and support. While some riders prefer minimal padding for a more direct connection with the bike, others may require additional cushioning to reduce pressure on sensitive areas. Experiment with different padding densities and thicknesses to find the optimal balance of comfort and performance. Consider your typical riding position and cycling style when selecting a saddle. Riders who adopt a more aggressive, forward-leaning position may prefer a narrower, firmer saddle with minimal padding, while those in a more upright position may benefit from a wider, more cushioned saddle. Finding the right saddle may require some trial and error. Many bike shops offer saddle fitting services or demo programs that allow you to test ride different saddles and find the one that best suits your needs and preferences. Take the time to experiment with different saddles and adjustments to achieve the perfect fit.

v) Maintenance Tips for Bicycle Saddles

Proper maintenance is essential for prolonging the lifespan and performance of your bicycle saddle. Clean your saddle regularly with mild soap and water to remove dirt, sweat, and grime. Avoid using harsh chemicals or abrasive cleaners, as they may damage the saddle's cover or padding. Store your bicycle indoors or in a shaded area to protect the saddle from prolonged exposure to sunlight, which can cause fading and deterioration of the cover material. Periodically inspect your saddle for signs of wear, damage, or loose components. Pay attention to the saddle cover, stitching, rails, and padding, and replace any worn or damaged parts as needed. Experiment with saddle position, angle, and height to find the optimal fit and comfort for your riding style and anatomy. Make small adjustments and test ride the bike to assess the effects on comfort and performance. Over time, saddles may become worn, saggy, or uncomfortable, indicating the need for replacement. Consider upgrading to a new saddle that better suits your changing needs and preferences.

IV. MATERIALS USED IN BICYCLE SEAT MANUFACTURING

Materials play a crucial role in the manufacturing of bicycle seats, also known as saddles. The choice of materials influences not only the comfort and performance of the saddle but also its durability, weight, and overall aesthetics. In this comprehensive exploration, the various materials used in bicycle seat manufacturing, including their properties, advantages, and applications are provided.

i) Plastic:

Plastic is a common material used in the construction of bicycle saddles, particularly for the saddle shell—the rigid base that provides the structure and shape of the seat. Polypropylene (PP) and nylon are among the most commonly used plastics due to their lightweight, durability, and affordability. Plastic shells offer a solid foundation for the saddle while allowing for flexibility and shock absorption. They are often molded into ergonomic shapes and designs to provide optimal support and comfort for riders.

ii) Foam:

Foam padding is another essential component of bicycle saddles, providing cushioning and shock absorption to enhance rider comfort. Various types of foam materials are used, including polyurethane (PU) foam,

memory foam, and gel foam. Polyurethane foam is lightweight, resilient, and cost-effective, making it a popular choice for saddle padding. Memory foam molds to the rider's body shape and offers superior pressure relief, while gel foam provides additional cushioning and support for long-distance riding.

iii) **Leather:**

Leather has a long history in saddle making and continues to be a preferred material for high-end bicycle saddles. Genuine leather offers a luxurious feel, exceptional durability, and breathability, making it ideal for long rides and touring. Leather saddles mold to the rider's anatomy over time, providing a personalized fit and unmatched comfort. While leather saddles require regular maintenance and conditioning to preserve their quality and appearance, many cyclists appreciate their timeless aesthetic and superior craftsmanship.

iv) **Synthetic Materials:**

Synthetic materials such as vinyl, synthetic leather (polyurethane leather or PU leather), and polyester are commonly used for saddle covers and padding. Synthetic materials offer durability, water resistance, and ease of cleaning, making them practical choices for all-weather riding conditions. Synthetic leather closely resembles genuine leather in appearance and texture, offering a more affordable alternative without sacrificing performance or aesthetics. Additionally, synthetic materials can be molded into various shapes and designs, allowing for creative and customizable saddle designs.

v) **Gel**

Gel inserts are often incorporated into bicycle saddles to provide additional cushioning and pressure relief for riders. Gel padding is typically made of silicone gel or elastomer compounds that conform to the rider's anatomy and absorb shock during cycling. Gel inserts are strategically placed in areas where riders experience the most discomfort, such as the sit bones and perineum, to enhance comfort and reduce saddle soreness. Gel padding is particularly beneficial for long-distance riding and touring, where comfort is paramount.

vi) **Carbon Fiber**

Carbon fiber is a lightweight, high-performance material commonly used in the construction of high-end bicycle saddles. Carbon fiber saddles feature a carbon fiber shell or rails, offering exceptional strength-to-weight ratio, stiffness, and vibration damping properties. Carbon fiber saddles are favoured by competitive cyclists and performance-oriented riders for their responsiveness and efficiency. While carbon fiber saddles tend to be more expensive than traditional saddles, they offer superior performance and durability, making them a worthwhile investment for serious cyclists.

vii) **Steel and Titanium:**

Steel and titanium are commonly used materials for saddle rails—the bars that connect the saddle to the seat post. Steel rails offer durability, strength, and affordability, making them a popular choice for budget-friendly saddles. Titanium rails are lightweight, corrosion-resistant, and offer excellent shock absorption properties, making them ideal for high-performance saddles. Steel and titanium rails come in various shapes and profiles to accommodate different riding styles and preferences.

viii) **Elastomers**

Elastomers are elastic polymers often used in bicycle saddle construction to provide additional cushioning and shock absorption. Elastomer compounds are inserted between the saddle shell and padding or integrated into the saddle design to dampen vibrations and reduce road shock. Elastomers offer a smooth and comfortable ride, particularly on rough terrain and uneven surfaces. They are commonly used in mountain bike saddles and suspension saddles to enhance rider comfort and control.

A variety of materials are used in the manufacturing of bicycle saddles, each offering unique properties and benefits. From plastic shells to leather covers, foam padding to carbon fiber rails, the choice of materials influences the comfort, performance, and aesthetics of the saddle. Whether you prefer the classic elegance of leather or the lightweight efficiency of carbon fiber, there is a bicycle saddle available to suit every rider's needs, preferences, and riding style.

V. **METHODS TO IMPROVE BICYCLE SADDLE**

Improving your bicycle saddle can significantly enhance your comfort, performance, and overall riding experience. Whether you're dealing with discomfort, numbness, or simply looking to optimize your setup, there are several methods and strategies you can employ to improve your saddle.

i) Proper Saddle Selection:

The first step in improving your bicycle saddle is selecting the right one for your body and riding style. Consider factors such as saddle width, shape, padding, and cutout/relief channel. A saddle that matches your sit bone width, accommodates your riding position, and provides adequate support and cushioning can make a world of difference in comfort and performance.

ii) Saddle Angle Adjustment

Adjusting the angle of your saddle can help alleviate discomfort and pressure points. Experiment with slight adjustments in saddle tilt, both nose-up and nose-down, to find the optimal position for your anatomy and riding style. A level or slightly nose-up position is generally recommended to prevent sliding forward and maintain proper pelvic alignment.

iii) Saddle Height and Fore-Aft Positioning

Proper saddle height and fore-aft positioning are crucial for optimizing pedalling efficiency and reducing strain on your knees and lower back. Ensure that your saddle is positioned at the correct height relative to your pedal stroke, with your leg fully extended (but not overextended) at the bottom of the pedal stroke. Additionally, fine-tune the fore-aft position of your saddle to achieve proper weight distribution and balance over the pedals.

iv) Saddle Padding and Cover

If your saddle lacks adequate padding or the cover is worn out, consider upgrading to a saddle with more cushioning and durable materials. Gel or memory foam padding can provide additional comfort and shock absorption, while a high-quality cover made of synthetic leather or genuine leather can enhance durability and aesthetics.

v) Use of Chamois Cycling Short

Investing in a pair of chamois cycling shorts can significantly improve saddle comfort by providing additional padding and moisture-wicking properties. Chamois shorts are specifically designed to reduce friction, chafing, and saddle soreness during long rides, making them a worthwhile investment for avid cyclists.

vi) Cycling Position and Riding Technique

Pay attention to your cycling position and riding technique to minimize pressure on sensitive areas and maintain proper saddle support. Engage your core muscles, relax your upper body, and distribute your weight evenly over the saddle and handlebars. Avoid excessive rocking or shifting of your hips, which can lead to discomfort and saddle sores.

vii) Break-in Period

Allow for a break-in period when using a new saddle to allow it to conform to your body shape and riding style. It may take some time for the padding and cover materials to soften and mold to your anatomy, so be patient and give your saddle time to adjust.

viii) Regular Maintenance and Care

Proper maintenance and care are essential for prolonging the lifespan and performance of your bicycle saddle. Clean your saddle regularly with mild soap and water, inspect for signs of wear or damage, and replace worn-out components as needed. Protect your saddle from prolonged exposure to sunlight and harsh weather conditions to prevent premature deterioration.

VI. DESIGN OPTIMIZATION IN BICYCLE SADDLE WITH RESPECT TO WIDTH

Design optimization in bicycle saddles with respect to width is essential for ensuring rider comfort, support, and performance. The width of a saddle plays a crucial role in distributing the rider's weight and providing adequate support for the sit bones (ischial tuberosities). A properly optimized saddle width can help prevent discomfort, numbness, and pressure points, allowing cyclists to enjoy longer and more comfortable rides. In this exploration, we'll discuss the importance of saddle width optimization, factors to consider when determining the ideal width, and strategies for achieving optimal saddle design.

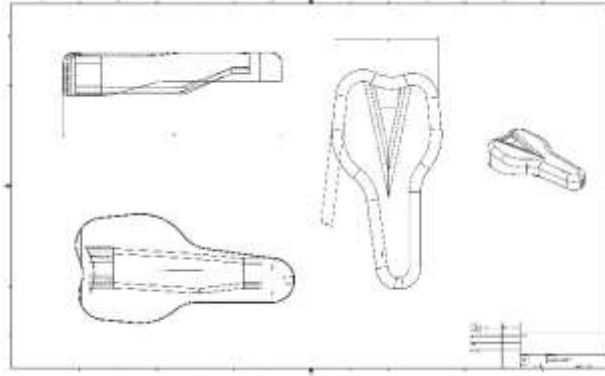


Figure 5 Design of a Saddle

i) Importance of Saddle Width Optimization

The width of a bicycle saddle directly affects the rider's comfort and performance by providing a stable platform for the sit bones and pelvic structure. A saddle that is too narrow may cause pressure on soft tissue, leading to discomfort, numbness, and even injury. On the other hand, a saddle that is too wide may result in chafing, rubbing, and reduced pedalling efficiency.

Optimizing saddle width is crucial for distributing the rider's weight evenly across the sit bones, minimizing pressure on sensitive areas, and maintaining proper pelvic alignment. A well-designed saddle with the appropriate width can enhance comfort, reduce fatigue, and improve overall riding experience for cyclists of all levels and abilities.




Figure 6 3D printed optimized design

ii) Factors to Consider in Saddle Width Optimization

Several factors should be considered when determining the ideal width for a bicycle saddle

a) Sit Bone Measurement

The width of the saddle should match the distance between the rider's sit bones, also known as the ischial tuberosities. Measuring sit bone width using a sit bone measurement device or specialized saddle fitting tool can help determine the optimal saddle width for each rider.

b) Riding Position:

The rider's riding position and cycling style also influence saddle width selection. Riders who adopt a more aggressive, forward-leaning position may prefer a narrower saddle to reduce friction and chafing, while those in a more upright position may benefit from a wider saddle for enhanced stability and support.

c) Anatomy and Gender Differences

Male and female cyclists may have different pelvic structures and sit bone widths, necessitating gender-specific saddle designs. Women generally have wider sit bones and pelvic structures than men, requiring saddles with wider rear sections and pressure-relief cutouts to accommodate their anatomy.

d) Riding Discipline

The type of riding discipline, such as road cycling, mountain biking, or commuting, may also influence saddle width selection. Road cyclists typically prefer narrower saddles for speed and aerodynamics, while mountain bikers may opt for wider saddles with additional padding for comfort and control on rough terrain.

iii) Strategies for Achieving Optimal Saddle Design

Design optimization in bicycle saddles with respect to width involves several strategies to ensure proper fit and comfort for riders.

a) Customization and Adjustability

Offering customizable saddle options with adjustable width, shape, and padding allows riders to tailor the saddle to their specific anatomical needs and riding preferences. Modular saddle designs with interchangeable components enable riders to experiment with different widths and configurations to find the perfect fit.

b) Ergonomic Design Features

Incorporating ergonomic design features such as pressure-relief cutouts, flexible shells, and anatomical shapes can help optimize saddle width and comfort. Pressure-relief cutouts in the saddle center alleviate pressure on sensitive areas, while flexible shells conform to the rider's pelvic structure for enhanced support and comfort.

c) Gender-Specific Design

Developing gender-specific saddle designs that account for differences in pelvic anatomy and sit bone width between men and women ensures optimal fit and comfort for all riders. Women's saddles typically feature wider rear sections, shorter noses, and pressure-relief cutouts to accommodate female anatomy and reduce discomfort.

d) Rider Feedback and Testing

Gathering feedback from riders through surveys, focus groups, and real-world testing is essential for refining saddle designs and identifying areas for improvement. Conducting rider trials and evaluations allows manufacturers to assess comfort, performance, and satisfaction with different saddle widths and configurations.

e) Collaboration with Experts

Collaborating with biomechanics experts, saddle fitters, and healthcare professionals can provide valuable insights into saddle width optimization and rider comfort. Consulting with specialists in pelvic health and cycling biomechanics ensures that saddle designs meet ergonomic standards and promote musculoskeletal health for riders.

Design optimization in bicycle saddles with respect to width is essential for ensuring rider comfort, support, and performance. By considering factors such as sit bone measurement, riding position, anatomy, and riding discipline, manufacturers can develop saddles that offer optimal fit and comfort for cyclists of all shapes and sizes. Implementing strategies such as customization, ergonomic design features, gender-specific design, and rider feedback enables manufacturers to achieve saddle designs that enhance rider comfort and satisfaction, ultimately leading to a more enjoyable and rewarding cycling experience.

VII. RESULTS AND DISCUSSION

By optimizing the design of saddle the following stress analysis report is taken based on different load conditions.

Static Analysis:1

General objective and settings:

Design Objective	Single Point
Study Type	Static Analysis
Last Modification Date	02-02-2024, 13:02
Model State	[Primary]
Detect and Eliminate Rigid Body Modes	No

Physical

Material	PBT Plastic
Density	0.0473267 lbmass/in ³
Mass	2.4627 lbmass
Area	1415.78 in ²
Volume	52.036 in ³
Center of Gravity	x=2.9496 in y=3.30366 in z=-3.55375 in

Mesh settings:

Avg. Element Size (fraction of model diameter)	0.1
Min. Element Size (fraction of avg. size)	0.2
Grading Factor	1.5
Max. Turn Angle	60 deg
Create Curved Mesh Elements	Yes

Material(s)

Name	PBT Plastic	
General	Mass Density	0.0473267 lbmass/in ³
	Yield Strength	7991.58 psi
	Ultimate Tensile Strength	15954.2 psi
Stress	Young's Modulus	1305.34 ksi
	Poisson's Ratio	0.437 ul
	Shear Modulus	454.189 ksi
Part Name(s)	cycle seat 3.ipt	

Operating conditions

Force:1

Load Type	Force
Magnitude	220.538 lbforce
Vector X	0.000 lbforce
Vector Y	-220.538 lbforce
Vector Z	0.000 lbforce

Result Summary

Name	Minimum	Maximum
Volume	52.036 in ³	
Mass	2.4627 lbmass	
Von Mises Stress	0.000000000302601 ksi	0.000857849 ksi
1st Principal Stress	-0.00155829 ksi	0.000581675 ksi
3rd Principal Stress	-0.00206385 ksi	0.000323526 ksi
Displacement	0 in	0.00000307655 in
Safety Factor	15 ul	15 ul
Stress XX	-0.00157104 ksi	0.000390513 ksi
Stress XY	-0.000240561 ksi	0.000220836 ksi
Stress XZ	-0.00012732 ksi	0.000105957 ksi
Stress YY	-0.00202063 ksi	0.000581471 ksi
Stress YZ	-0.000305654 ksi	0.00036189 ksi
Stress ZZ	-0.00157832 ksi	0.000467362 ksi
X Displacement	-0.000000890991 in	0.00000114432 in
Y Displacement	-0.00000302117 in	0.00000111052 in
Z Displacement	-0.000000824002 in	0.00000118668 in
Equivalent Strain	0.00000000000237635 ul	0.00000642233 ul
1st Principal Strain	-0.0000000254658 ul	0.0000044444 ul
3rd Principal Strain	-0.00000674263 ul	-0.00000000000132442 ul
Strain XX	-0.000000860039 ul	0.00000166375 ul
Strain XY	-0.00000264824 ul	0.00000243111 ul
Strain XZ	-0.00000140161 ul	0.00000116644 ul
Strain YY	-0.00000524827 ul	0.00000444216 ul
Strain YZ	-0.00000336483 ul	0.00000398392 ul
Strain ZZ	-0.00000325435 ul	0.00000350314 ul
Contact Pressure	0 ksi	0.0000047018 ksi
Contact Pressure X	-0.00000349914 ksi	0.000000967574 ksi
Contact Pressure Y	-0.00000201771 ksi	0.00000187397 ksi
Contact Pressure Z	-0.00000112422 ksi	0.00000240662 ksi

Figure 7 Static analysis input data

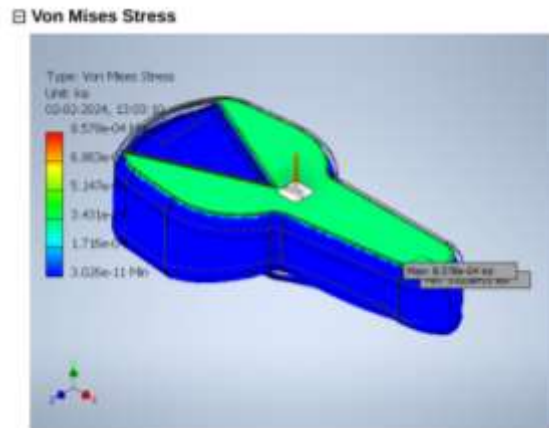


Figure 8 Von Mises Stress




Figure 9 Principal Stress

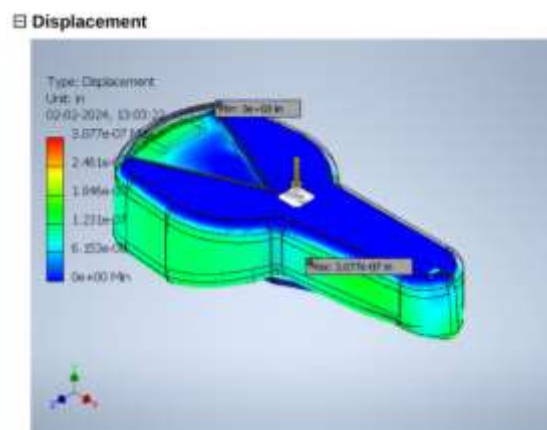


Figure 10 Displacement

VIII. CONCLUSION

Innovative design generative approaches are transforming the landscape of cycle seat optimization, offering new possibilities for improving rider comfort, performance, and satisfaction. By leveraging computational modeling, additive manufacturing, biomimicry, and user-centered design methodologies, designers can create cycle seats that are customized, ergonomic, and optimized for individual riders. The integration of these

approaches holds great promise for the future of cycle seat design, paving the way for a new generation of saddles that elevate the cycling experience for riders of all levels and abilities.

IX. FUTURE SCOPE

The field of cycle seat optimization has seen remarkable advancements in recent years, driven by innovative design generative approaches such as computational modeling, additive manufacturing, biomimicry, and user-centered design methodologies. Looking ahead, there are several exciting avenues for further exploration and development in this dynamic field. In this section, we will discuss the future scope of innovative design generative approaches to cycle seat optimization and the potential implications for the cycling industry and rider experience.

i) Advancements in Computational Modeling:

As computational power and simulation technologies continue to advance, the scope and capabilities of computational modeling in cycle seat optimization are expected to expand. Future developments may include more sophisticated finite element analysis (FEA) and computational fluid dynamics (CFD) simulations that accurately predict saddle performance under a wider range of riding conditions, including varying terrains, riding positions, and rider anatomies. Additionally, the integration of artificial intelligence (AI) and machine learning algorithms could enable automated design optimization processes based on vast datasets of rider feedback and performance metrics.

ii) Evolution of Additive Manufacturing Techniques

Additive manufacturing technologies are poised to revolutionize cycle seat design by offering greater customization, flexibility, and efficiency. Future advancements may involve the development of new materials and printing techniques that further enhance the strength, durability, and comfort of 3D-printed saddles. Additionally, the adoption of on-demand manufacturing and localized production could enable cyclists to design and fabricate personalized saddles in real-time, reducing lead times and waste while increasing accessibility and affordability.

iii) Integration of Biomimicry Principles

Biomimicry will continue to inspire innovative cycle seat designs by drawing inspiration from nature's solutions to complex engineering challenges. Future applications of biomimicry may involve the exploration of novel materials and structural designs inspired by natural organisms, such as advanced composites mimicking the properties of spider silk or lightweight structures inspired by bird bones. By harnessing nature's design principles, designers can create cycle seats that are not only ergonomic and efficient but also sustainable and environmentally friendly.

iv) Enhanced User-Centered Design Methodologies

User-centered design methodologies will play a pivotal role in shaping the future of cycle seat optimization by prioritizing the needs, preferences, and feedback of riders. Future developments may include the integration of virtual reality (VR) and augmented reality (AR) technologies to create immersive design experiences that allow cyclists to visualize and interact with virtual prototypes of cycle seats in real-time. Additionally, crowdsourcing platforms and online communities could facilitate collaborative design efforts and enable cyclists to share their ideas and experiences with designers and manufacturers.

v) Adoption of Multidisciplinary Collaboration

The future of cycle seat optimization lies in multidisciplinary collaboration between designers, engineers, biomechanists, healthcare professionals, and cyclists. By bringing together expertise from diverse fields, designers can gain deeper insights into the complex interactions between saddle design, biomechanics, and rider physiology. Collaborative research projects and industry partnerships may lead to breakthrough innovations in cycle seat optimization, ultimately benefiting cyclists of all levels and abilities.

The future of innovative design generative approaches to cycle seat optimization holds tremendous promise for revolutionizing the cycling industry and enhancing the rider experience. By embracing advancements in computational modeling, additive manufacturing, biomimicry, user-centered design methodologies, and multidisciplinary collaboration, designers can create cycle seats that are not only customized and ergonomic but also sustainable, efficient, and tailored to the unique needs of individual riders. As technology continues to evolve

and design methodologies evolve, the possibilities for improving cycle seat design are limitless, paving the way for a new era of innovation and creativity in the world of cycling.

REFERENCES

- [1] Patricia Ruby, M.L. Hull, Kevin A. Kirby, David W. Jenkins, The effect of lower-limb anatomy on knee loads during seated cycling, *Journal of Biomechanics*, Volume 25, Issue 10, 1992, Pages 1195-1207, ISSN 0021-9290, [https://doi.org/10.1016/0021-9290\(92\)90075-C](https://doi.org/10.1016/0021-9290(92)90075-C).
- [2] Patricia Ruby, M.L. Hull, David Hawkins, Three-dimensional knee joint loading during seated cycling, *Journal of Biomechanics*, Volume 25, Issue 1, 1992, Pages 41-53, ISSN 0021-9290, [https://doi.org/10.1016/0021-9290\(92\)90244-U](https://doi.org/10.1016/0021-9290(92)90244-U).
- [3] R.R. Neptune, M.L. Hull, Accuracy assessment of methods for determining hip movement in seated cycling, *Journal of Biomechanics*, Volume 28, Issue 4, 1995, Pages 423-437, ISSN 0021-9290, [https://doi.org/10.1016/0021-9290\(94\)00080-N](https://doi.org/10.1016/0021-9290(94)00080-N).
- [4] M. Lengsfeld, U. Stammberger, B. Richter, Application of a human multibody model in seated cycling, *Journal of Biomechanics*, Volume 27, Issue 6, 1994, Page 808, ISSN 0021-9290, [https://doi.org/10.1016/0021-9290\(94\)91352-8](https://doi.org/10.1016/0021-9290(94)91352-8).
- [5] Bolourchi, Farhad & Hull, Maury. (1985). Measurement of Rider Induced Loads during Simulated Bicycling. *International Journal of Sport Biomechanics*. 1. 308-329. 10.1123/ijsb.1.4.308.
- [6] Vicari DSS, Patti A, Giustino V, Figlioli F, Alamia G, Palma A, Bianco A. Saddle Pressures Factors in Road and Off-Road Cyclists of Both Genders: A Narrative Review. *J Funct Morphol Kinesiol*. 2023 May 25;8(2):71. doi: 10.3390/jfmk8020071. PMID: 37367235; PMCID: PMC10299674.
- [7] Yi-Lang Chen, Yi-Nan Liu, Optimal protruding node length of bicycle seats determined using cycling postures and subjective ratings, *Applied Ergonomics*, Volume 45, Issue 4, 2014, Pages 1181-1186, ISSN 0003-6870, <https://doi.org/10.1016/j.apergo.2014.02.006>.
- [8] Bruno Watier, Antony Costes, Nicolas A. Turpin, Modification of the spontaneous seat-to-stand transition in cycling with bodyweight and cadence variations, *Journal of Biomechanics*, Volume 63, 2017, Pages 61-66, ISSN 0021-9290, <https://doi.org/10.1016/j.jbiomech.2017.08.003>.
- [9] Chisom Wilson, Tamara Reid Bush, Interface forces on the seat during a cycling activity, *Clinical Biomechanics*, Volume 22, Issue 9, 2007, Pages 1017-1023, ISSN 0268-0033, <https://doi.org/10.1016/j.clinbiomech.2007.06.004>.
- [10] Christopher P Cheng, Robert J Herfkens, Amy L Lightner, Charles A Taylor, Jeffrey A Feinstein, 871-5 Upright seated pulmonary and caval blood flow characteristics during rest and cycling exercise using magnetic resonance imaging, *Journal of the American College of Cardiology*, Volume 43, Issue 5, Supplement 2, 2004, Page A396, ISSN 0735-1097, [https://doi.org/10.1016/S0735-1097\(04\)91677-4](https://doi.org/10.1016/S0735-1097(04)91677-4).
- [11] J.N. Grima, T.P. Agius, K. Camilleri, F. Bernardes, A.R. Casha, J. Xerri de Caro, L. Camilleri, Musculoskeletal injuries in fixed-seat rowing, *Science & Sports*, Volume 38, Issue 1, 2023, Pages 89-95, ISSN 0765-1597, <https://doi.org/10.1016/j.scispo.2022.07.006>.
- [12] Rachita Verma, Ernst A. Hansen, Mark de Zee, Pascal Madeleine, Effect of seat positions on discomfort, muscle activation, pressure distribution and pedal force during cycling, *Journal of Electromyography and Kinesiology*, Volume 27, 2016, Pages 78-86, ISSN 1050-6411, <https://doi.org/10.1016/j.jelekin.2016.02.003>.
- [13] Felipe Pivetta Carpes, Frederico Dagnese, Julio Francisco Kleinpaul, Elisandro de Assis Martins, Carlos Bolli Mota, Effects of Workload on Seat Pressure While Cycling with Two Different Saddles, *The Journal of Sexual Medicine*, Volume 6, Issue 10, 2009, Pages 2728-2735, ISSN 1743-6095, <https://doi.org/10.1111/j.1743-6109.2009.01394.x>.
- [14] Tajudeen A. Sulaymon, Helo T. Petri, Toshev Rayko, Towards a complex geometry manufacturing: A case study on metal 3D printing of topology optimised bicycle parts with lattices, *IFAC-Papers On Line*, Volume 55, Issue 10, 2022, Pages 1515-1520, ISSN 2405-8963, <https://doi.org/10.1016/j.ifacol.2022.09.605>.
- [15] Reece McDonald, Wendy Holliday, Jeroen Swart, Muscle recruitment patterns and saddle pressure indexes with alterations in effective seat tube angle, *Sports Medicine and Health Science*, Volume 4, Issue 1, 2022, Pages 29-37, ISSN 2666-3376, <https://doi.org/10.1016/j.smhs.2021.10.007>.